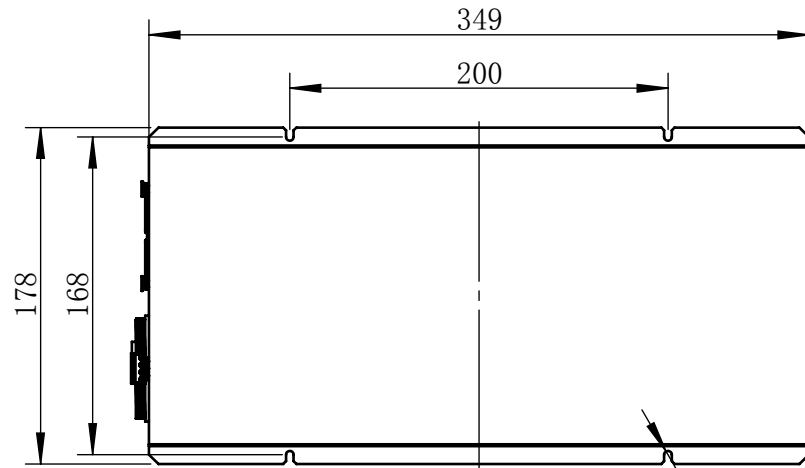
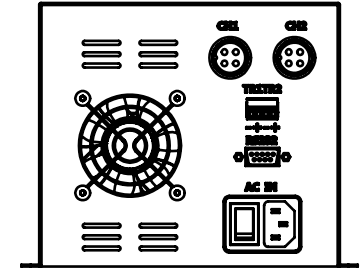

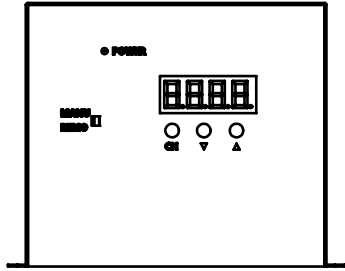
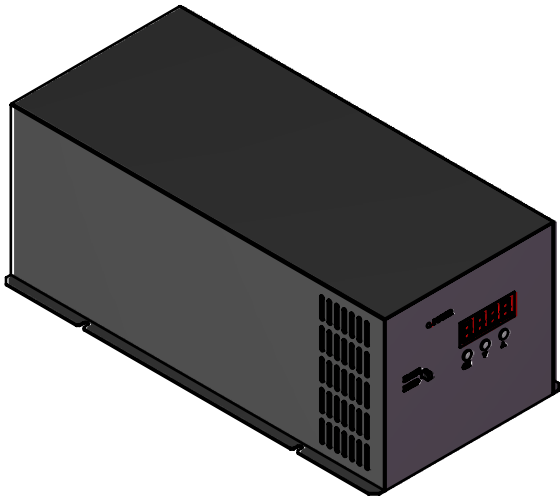


Input voltage	AC 220V
Output voltage	DC 24V
channels	2CH
Output power	192W/CH
Weight	About 3.5kg



R2 贯穿



视角	
未标注尺寸公差 按标准公差等级	IT13
设计	Timmy
审核	
图纸大小	A4
日期	2020/01/01



上海楷威光电科技有限公司  
Shanghai K-WELL Photoelectric Technology Co.,Ltd.

KPD-16A2C-24V

比例	1:4	第 张 共 张	版本	V2.0.1
----	-----	---------	----	--------

未经允许严禁复制 Copyright (c) kwell-mv.com