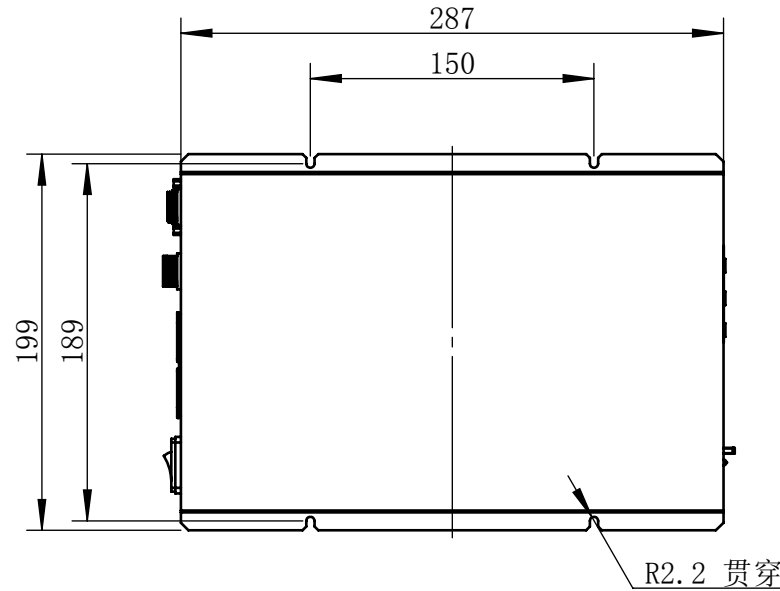
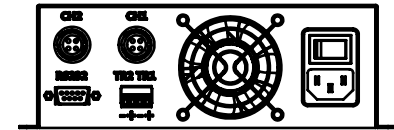
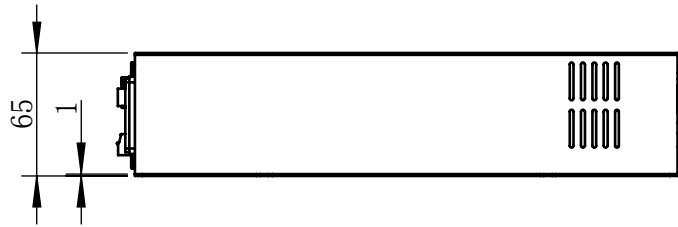
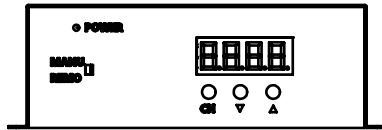


Input voltage	AC 220V
Output voltage	DC 24V
channels	2CH
Output power	120W/CH
Weight	About 2.4kg



视角		上海楷威光电科技有限公司 Shanghai K-WELL Photoelectric Technology Co.,Ltd.				
未标注尺寸公差 按标准公差等级	IT13	KPD-10A2C-24V				
设计	Timmy					
审核		比例	1:4	第 张 共 张	版本	V2.0.1
图纸大小	A4	未经允许严禁复制 Copyright (c) kwell-mv.com				
日期	2020/01/01					